


TEMPOHOUSING

www.tempohousing.com

How to give him a safe home again

rapid shelter solutions



TEMPOHOUSING


www.tempohousing.com

Sheet 2

Mission:

1. fast deployment of shelters
2. provide immediate safety
3. ready to use delivered, universal sizes
4. very simple to use
5. durable designs and materials
6. flexible set up
7. easy to relocate
8. for different purposes
9. includes kit for all basic needs
10. fresh water, sewage and power included

rapid shelter solutions



TEMPOHOUSING


www.tempohousing.com

Sheet 3

The system:

- 3 standard modules, based on 40 ft container size
- 30 m2 per module
- many configurations possible
- for single or multi storey buildings
- simple to connect for larger spaces or multi family
- include service shaft
- storm proof design
- all units fully insulated and with electric wiring
- optional bath rooms and kitchens
- all units include doors and windows

rapid shelter solutions



TEMPOHOUSING
www.tempohousing.com

Sheet 4

The concept:



modules are shipped
world wide




by truck to the
construction site



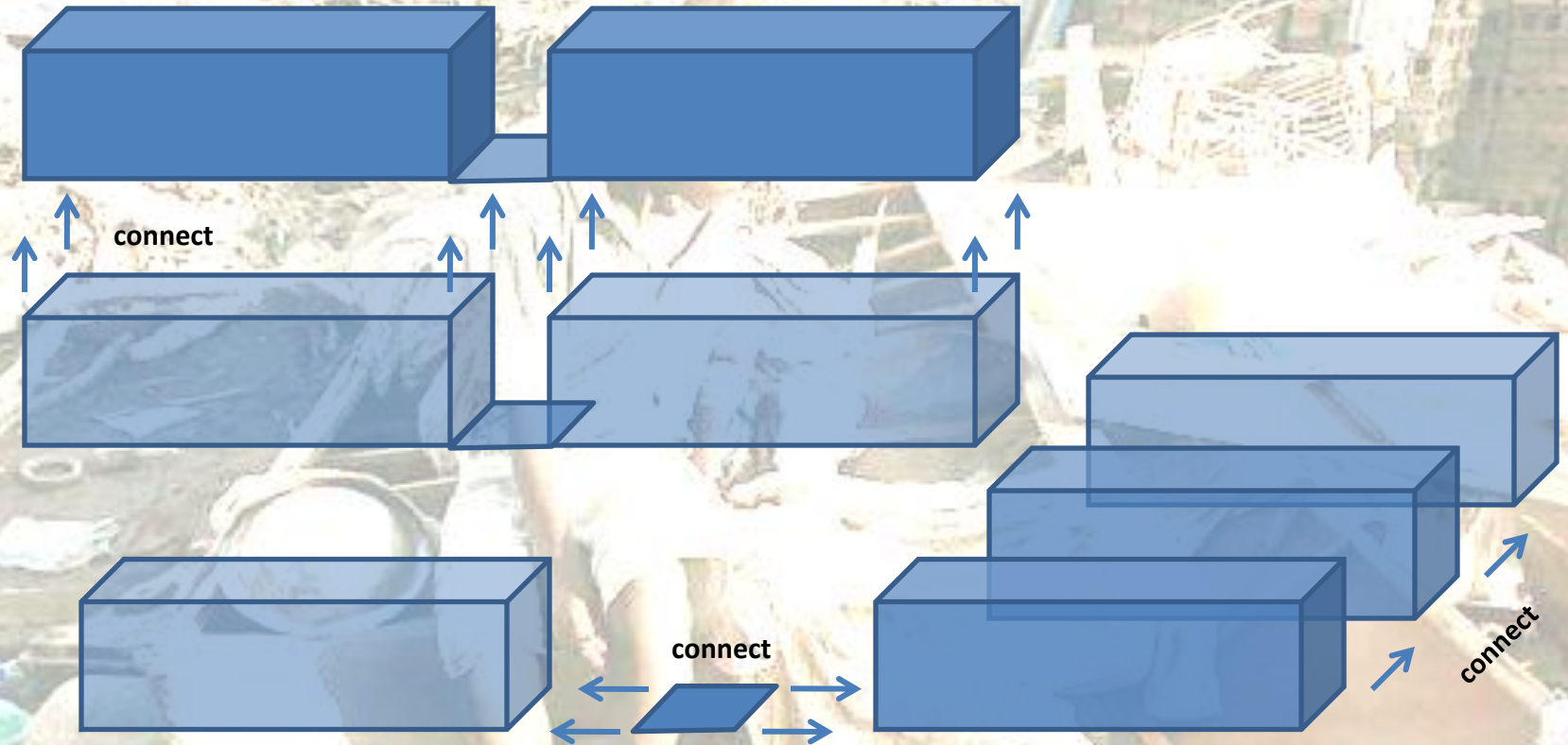
with a simple crane
building is set up

All modules comply with international transport standards and with international building codes, to get the best of both worlds: easy to transport to everywhere and simple to construct a building.


rapid shelter solutions



Building lay out:



rapid shelter solutions

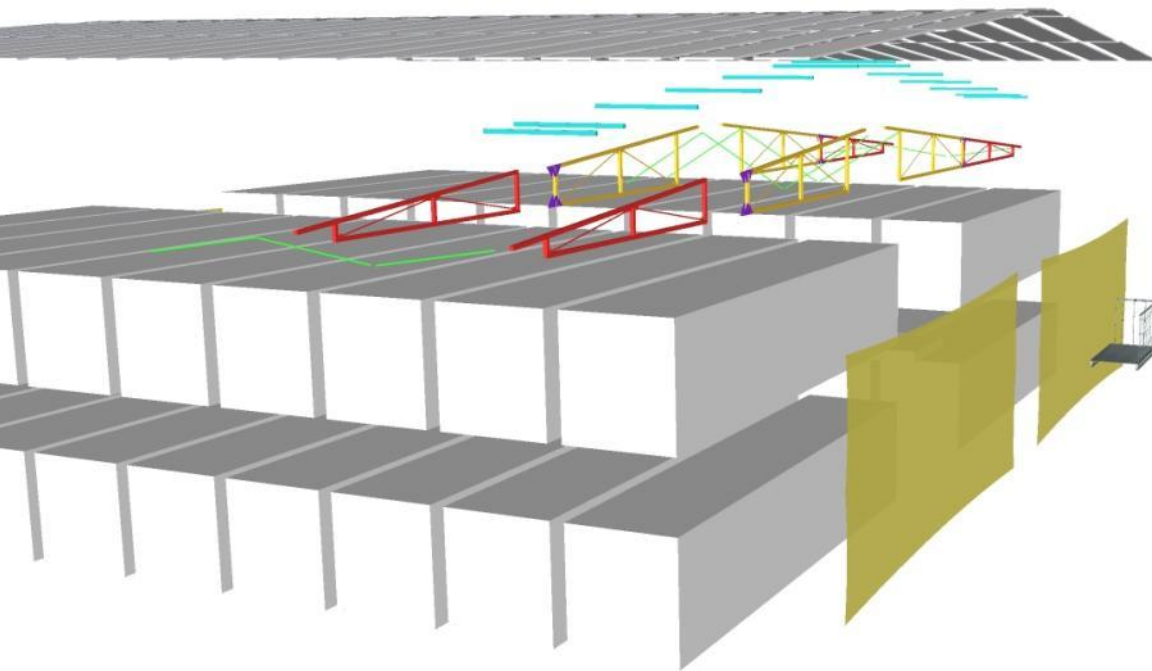


TEMPOHOUSING

www.tempohousing.com

Sheet 6


Building lay out:



Building components:

1. units, type A, B or C
2. connectors
3. corridor platforms
4. roof system
5. access systems (stairs)
6. facade panels (option)
7. mechanical connections (water, sewage)
8. electrical connections

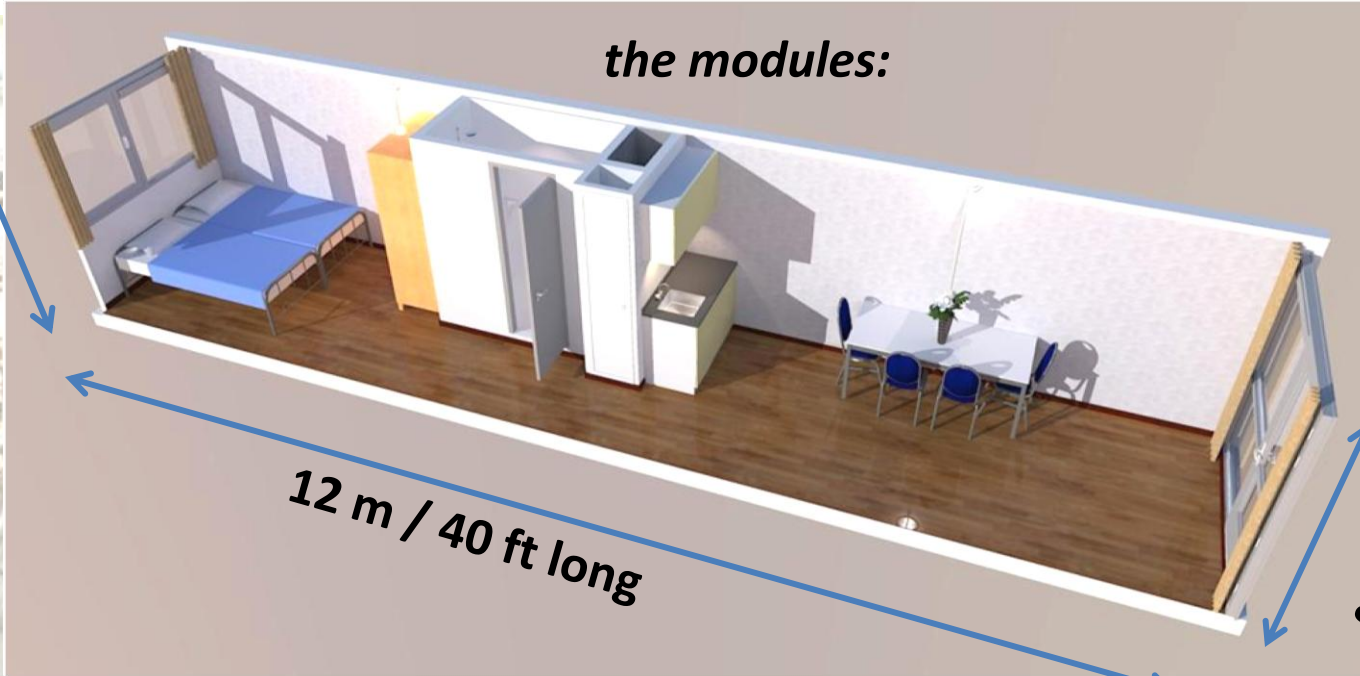
rapid shelter solutions



TEMPOHOUSING


www.tempohousing.com

Sheet 7



All units based on standard ISO 40 ft shipping containers
Plug-and-play delivered to site
Provided with Container Safety Certificate
Fits on every vessel, truck, train and crane

rapid shelter solutions



the modules:

Module type A

Single closed model

Module type B

Model with 1 open side (4 m. opening)

Module type C

Model with opening at both sides


open

open

open



Service shaft (vertical connections sewage / water)




Optional: shower cabin or toilet or complete bathroom



Optional: kitchen

rapid shelter solutions

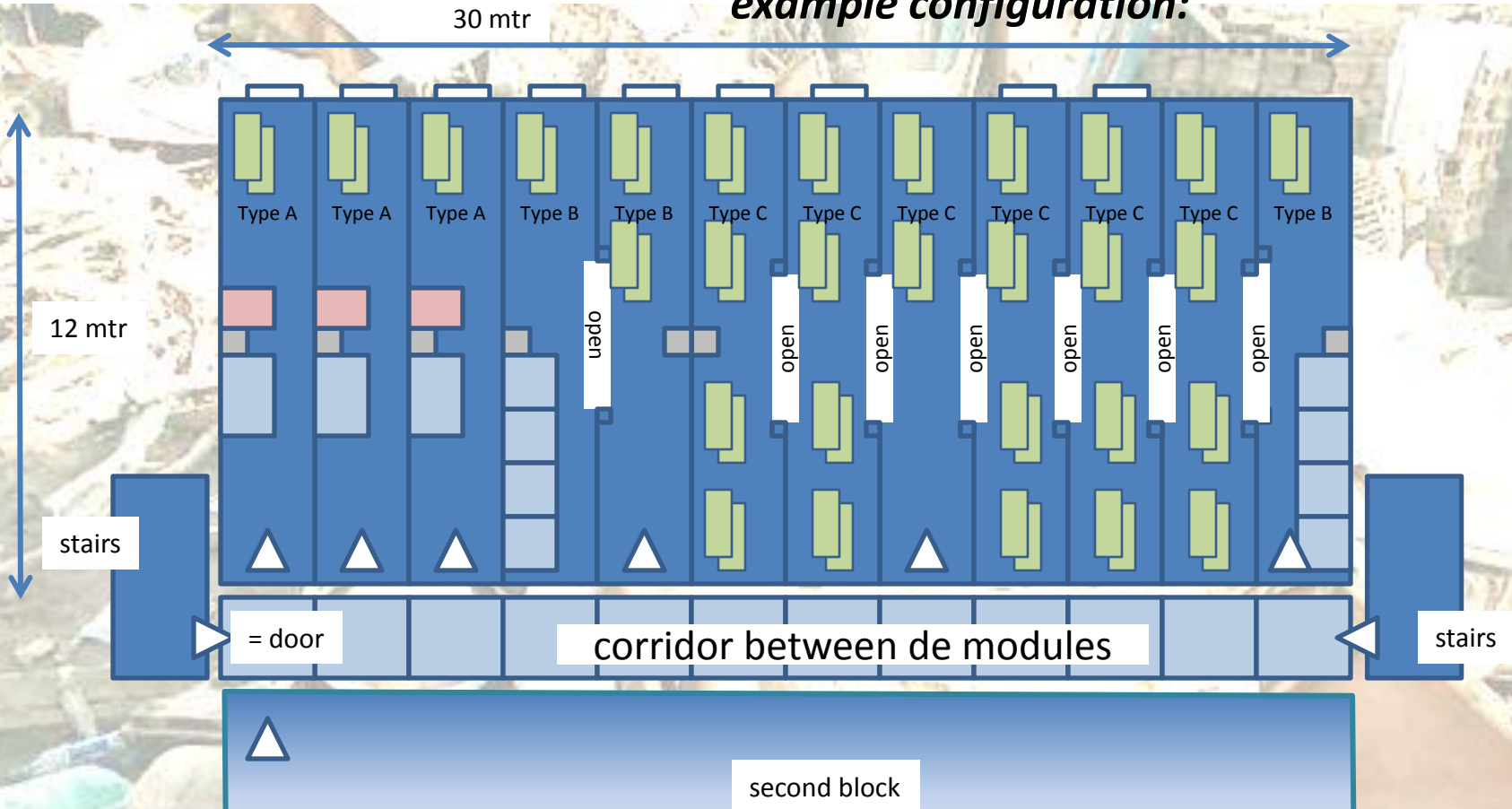


TEMPO HOUSING


www.tempohousing.com

Sheet 9

example configuration:



rapid shelter solutions



TEMPOHOUSING


www.tempohousing.com

Sheet 10

example configuration:



rapid shelter solutions




TEMPOHOUSING
www.tempohousing.com

Sheet 11

example configuration:



rapid shelter solutions




TEMPOHOUSING
www.tempohousing.com

Sheet 12

example configuration:



rapid shelter solutions



TEMPOHOUSING


www.tempohousing.com

Sheet 13

example configuration:



rapid shelter solutions



TEMPOHOUSING


www.tempohousing.com

Sheet 14

example configuration:



rapid shelter solutions



TEMPO HOUSING

www.tempohousing.com


Sheet 15

example pricing schedule:

Building consists of:

- 3 building levels
- 24 modules per level
- connected with corridor platforms
- staircases at either side
- roof structure cover the whole building
- lay out per half (=1 side of the corridor) floor: see sheet # 9
- capacity per half floor 58 beds / entire floor: 116
- per complete building: 348
- total in m2: 2160 m2. In sqf: 22900 sqf.

rapid shelter solutions



TEMPOHOUSING

www.tempohousing.com

Sheet 17

More detailed information available at:

Tempohousing Ltd

P.O. Box 43

NL-1000 AA Amsterdam

The Netherlands

Phone + 31 20 4683393

Fax +31 20 6655167

Email info@tempohousing.com

All prices subject to final specifications and to availability of the factories. No local transport construction cost, import duties, taxes and fee's are included. Shipping fee's depend on port, volume and season. Full designs and manuals for local building erection can be included in the packages.

rapid shelter solutions